

Step by step to get IPTV on Smart Tv

Step 1: Install IPTV Smarters player

First of all, go to the store of your smart tv apps and look for the app or search IPTV Smarters player app

This app has been added to the store lately on LG smart TVs and Samsung.

Install the app on your tv. If it asks you to login you can create a free account with LG app store.



Step 2: Enter your info

There are 4 sections you need to fill your info in


Any name: You can enter any name


Username: Enter username of your line (login <https://htech.cloud> to find your password)

Password: Enter the password of your line


URL: <http://showht.com:8080/>

Enter Your Login Details


[CONNECT VPN](#)



[ADD USER](#)

 [List Users](#)

After that click on Add user and wait a few minutes to load channel.



Please wait, while we are getting things ready for the first time

Downloading Channels, Movies and Series



You are all set..